


Multi-layer Power Inductor : MIPSTZ2520D series (Low Profile Type)



MIPSTZ2520D series
(2.5 x 2.0 x 0.8mm max)

Features

- 2.5x2.0 mm and 0.8 mm in height (small and low profile): CAE and fine printing technology made this compact size possible
- Stable minimum DC resistance in the class
- High speed mounting: Using SMT mounter makes less than a second mounting possible
- Excellent mounting strength by SMD chip making
- Reduced noise over 2/3 of coil inductor by optimal design of CAD
- Completely lead-free product and support lead-free solder

Applications

- DC-DC converters and power modules used for the following equipments. Compact electrical instruments such as cellular phones, DSC, DVC, PDA, DVD and HDD.

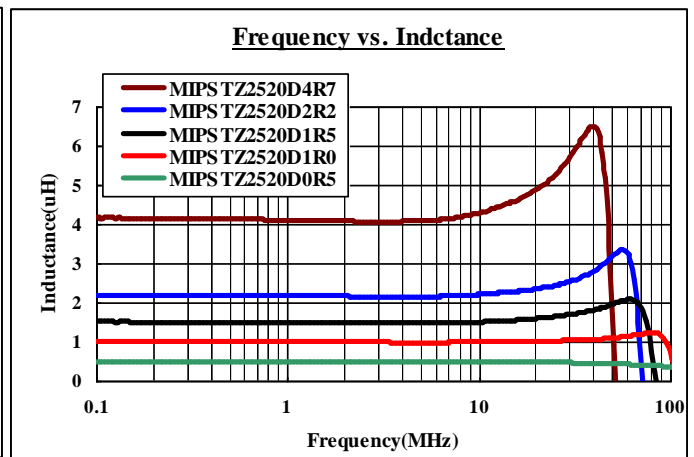
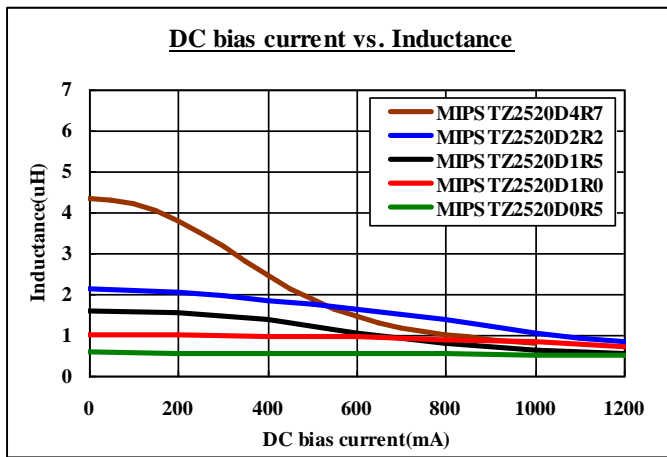
Specifications

Product name	MIPSTZ2520D				
	4R7	2R2	1R5	1R0	0R5
Inductance (uH) at 1MHz	4.7 \pm 30%	2.2 \pm 30%	1.5 \pm 30%	1.0 \pm 30%	0.5 \pm 30%
DC resistance (ohm)	0.20 \pm 30%	0.16 \pm 30%	0.09 \pm 30%	0.08 \pm 30%	0.05 \pm 30%
Rated current (A)_typ.*1	0.8	0.9	1.2	1.3	1.4
Rated current (A)_typ.*2	0.2	0.6	0.5	1.1	1.8

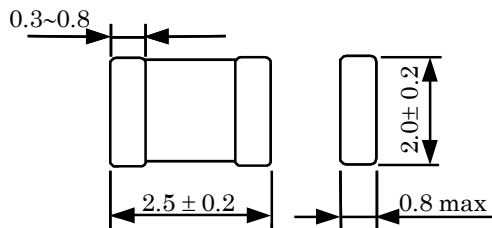
Rated current_*1 : In case temperature rise to 40°C due to self-heating.

Operating temperature range: -40~85°C

Rated current_*2 : The saturation current : L=-30% down from initial L value.

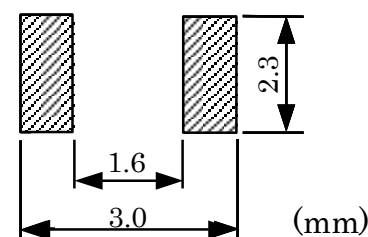


Shapes and Dimensions



Standard package : Emboss taping (reel)

Recommended land pattern



(mm)